

Liceo Scientifico Einstein, non solo scienza...

DISEGNARE UN VOLTO



POTENZIAMENTO ARTE

Prof.sse Laura Iraci e Michela Lipartiti

Catalogo realizzato dalla prof.ssa Rita Sarais


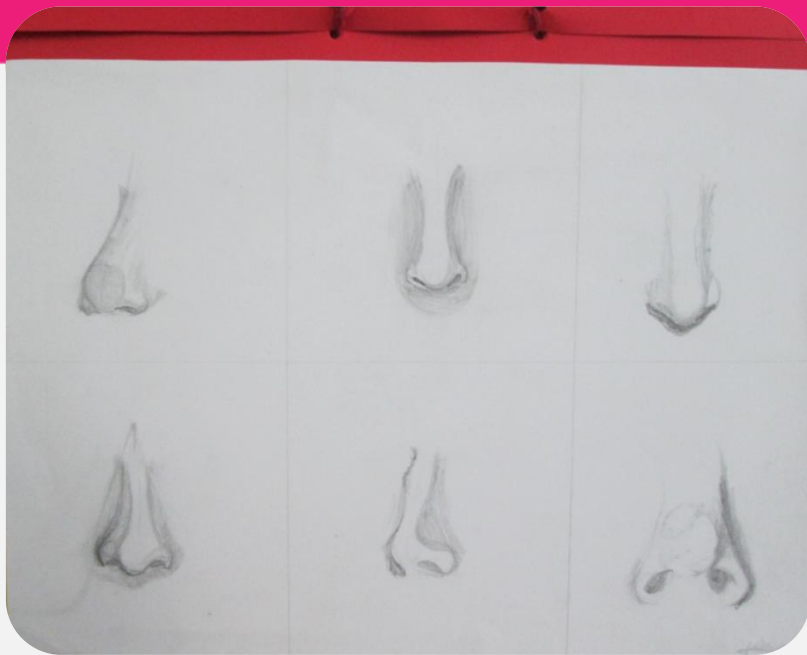
ALUNNI 1G e 2G a.s. 2019-20

1. Alessio Intini
2. Gabriele Colombi
3. Alessandro D'Arco
4. Luca Garoli
5. Sofia Molinaro
6. Davina Sofia Stroligo
7. Alessandra Sfranzioni
8. Giulia Romanelli
9. Sara Toselli
10. Annasofia Lewis
11. Emanuele Stefanelli



Book di Alessio Intini 1G

2019/2020







PARTICOLARI DEL VOLTO



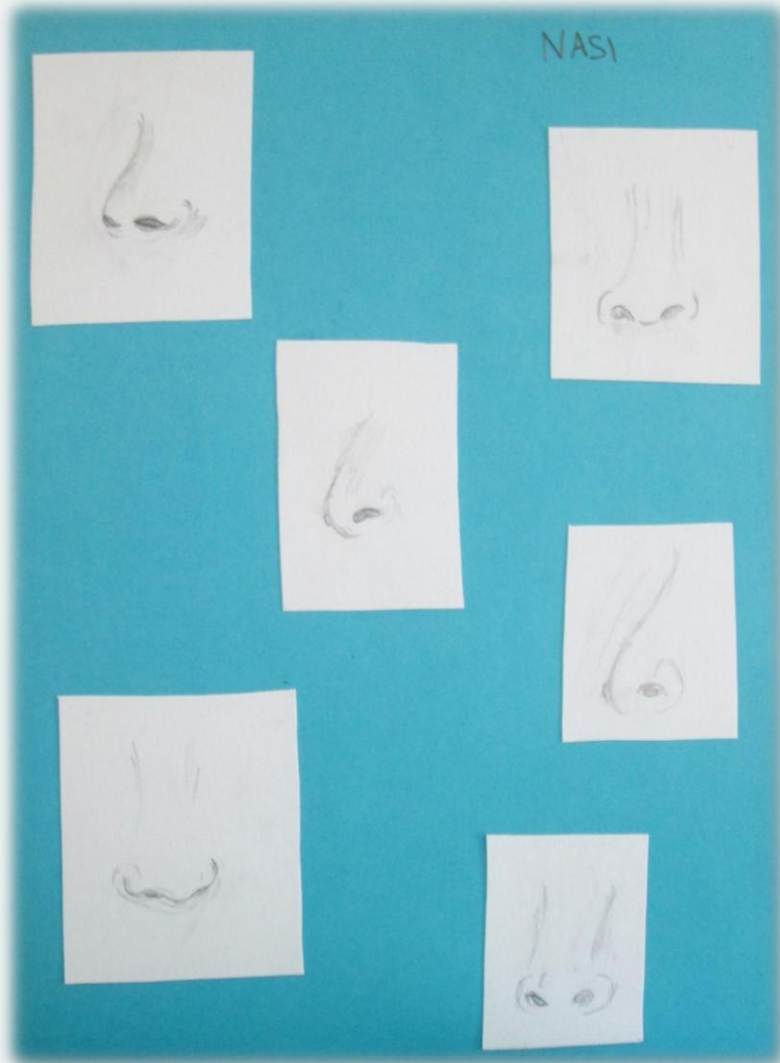




OCCHI




BOCCHE




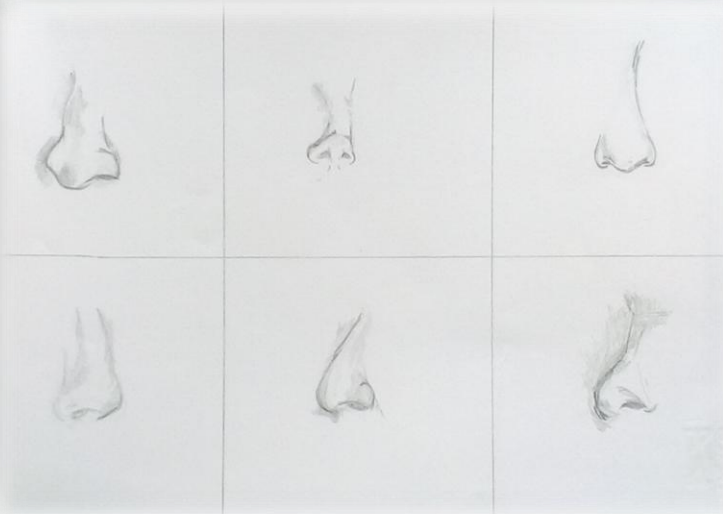

NASI


RITRATTO






PARTICOLARI DEL VOLTO



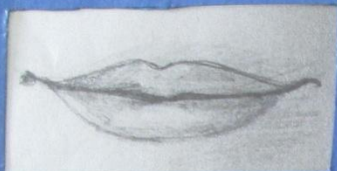




RITRATTO

Creazione di un volto

II



Bocca chiusa



Bocca semiaperta

ALLENAMENTO: abbiamo ritagliato

da delle riviste dei tratti facciali,

con l'aiuto di schemi li abbiamo

ridisegnati e colorati con il CHIARO SCURO



Naso di profilo



Naso a 3/4



Occhio destro




Occhio sinistro

Particolari del volto

Creazione di un volto


II

Abbiamo poi scelto un volto, con un reticolato abbiamo preso le
proporzioni, lo abbiamo ridisegnato come uno
schizzo e abbiamo continuato ad aggiungere
dettagli con il chiaro scuro



Mio padre in una foto al mare

III RISULTATO FINALE →



RITRATTO




SCHEDE SULLE PROPORZIONI
DEL VOLTO
UMANO
&...

Il volto umano nelle proporzioni classiche.

...alcune PROVE

particolari del volto
(e alcuni bozzetti)



Audrey Hepburn



Audrey Hepburn è
una delle attrici
americane più
famosse di sempre.

PRIMA BOZZA



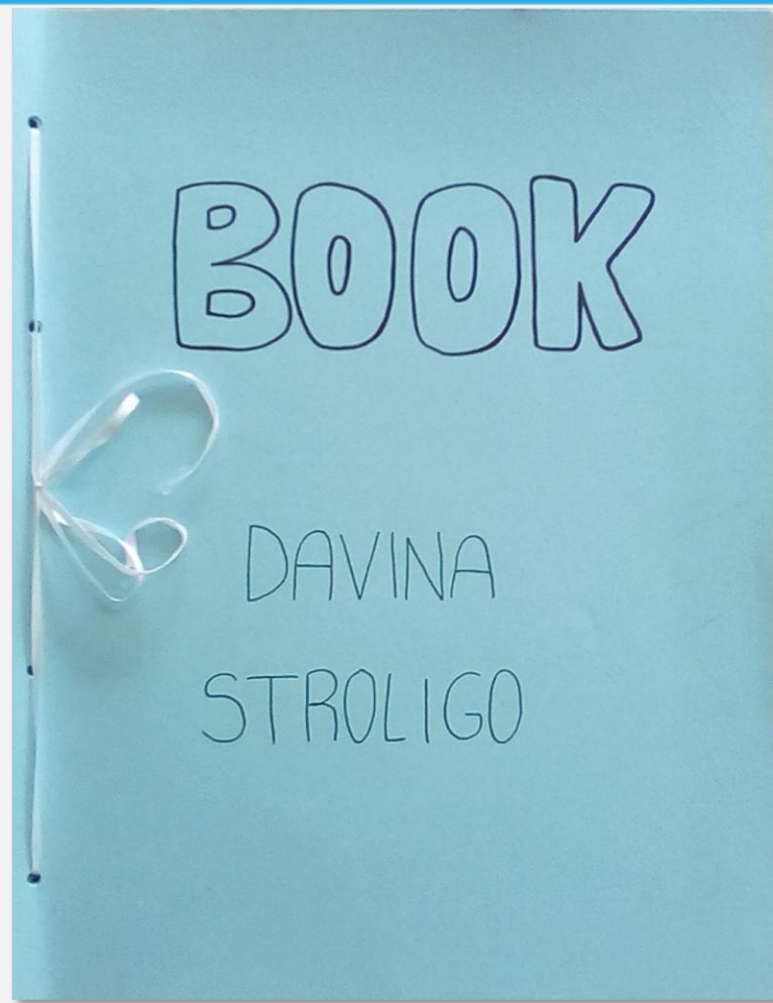
immagine
schematizzata



RISULTATO
finale



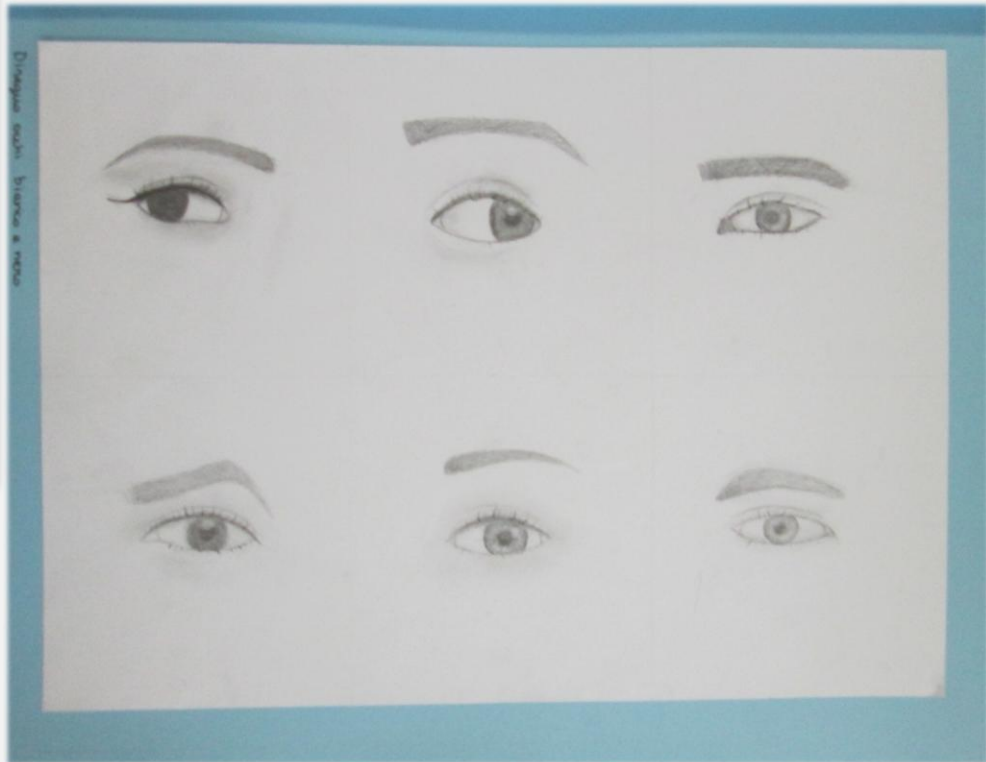
RITRATTO



PARTICOLARI DEL VOLTO



Immagine occhi

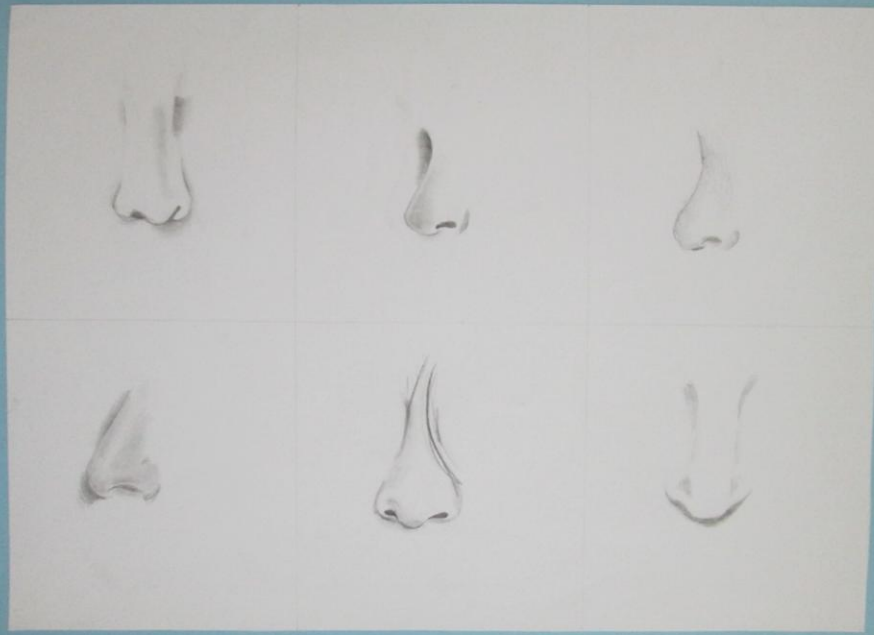


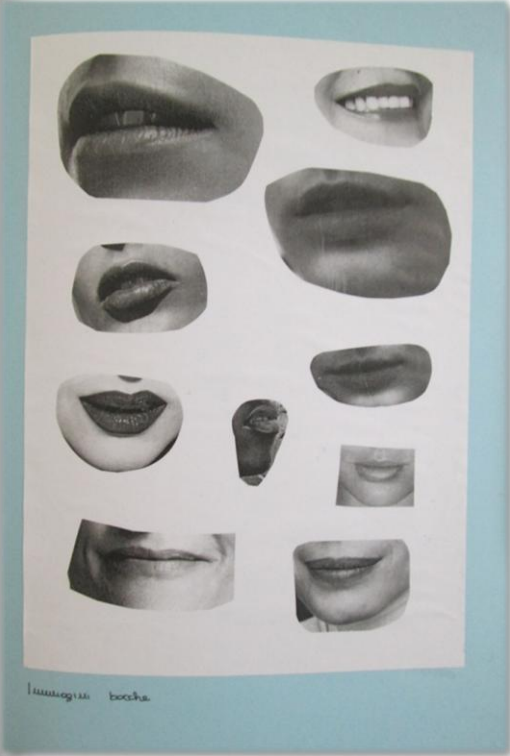
Disegnare occhi, brows e naso




Immagine nose

Disegna nose dall'immagine precedente






immagini bocca



Dinamico bocche dall'immagine precedente

122



Bozza ritratto



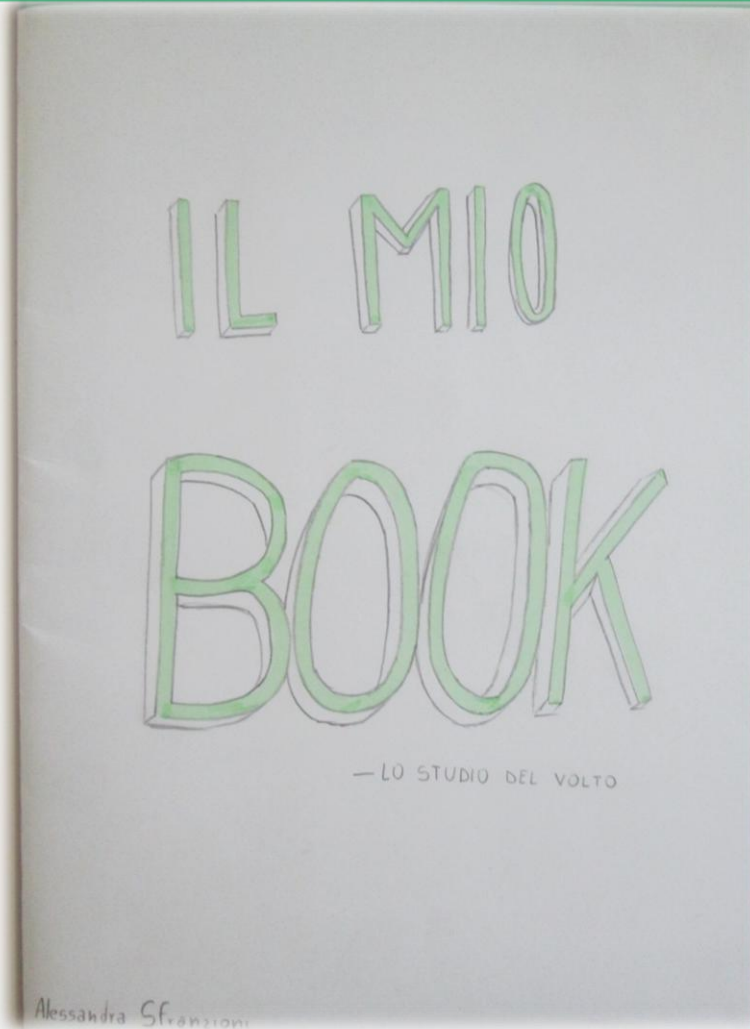



Immagine ritratto





RITRATTO



STUDIO DELLE UMBRE



PARTICOLARI DEL VOLTO









Foto-Riferimento



STUDIO DEL VOLTO


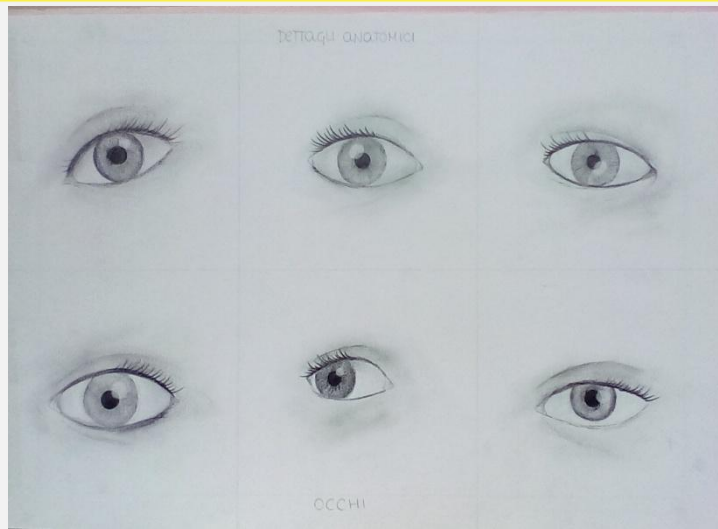


RITRATTO

disegnare


UN

viso



Particolari
del
volto







RITRATTO



il volta






Particolari

del

volto








RITRATTO


Annasofia Lewis

PARTICOLARI

ANATOMICI



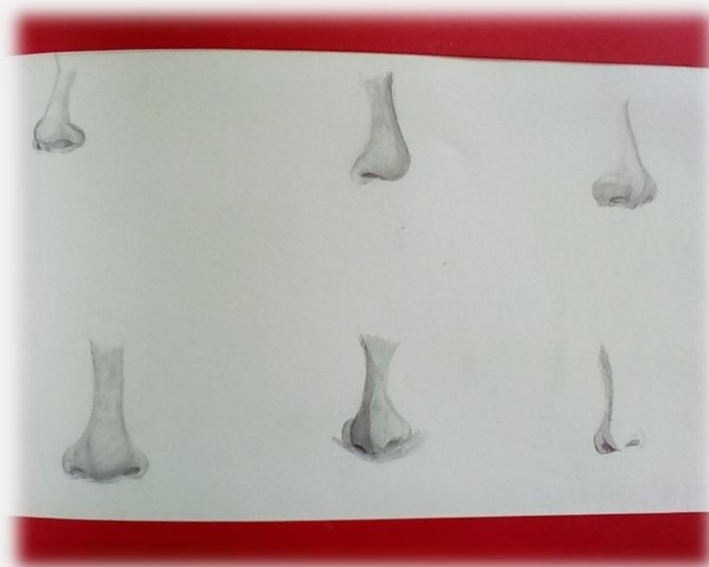

Annasofia Lewis 19




Particolari

del

volto






IMMAGINE


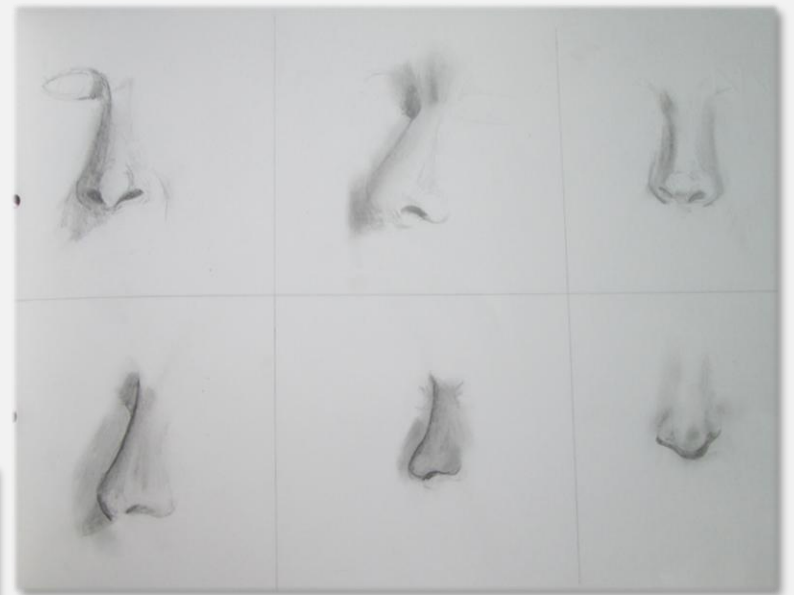


RIELABORAZIONE

IMMAGINE

RITRATTO

- 
- Book di Emanuele Stefanelli
 - Particolari Anatomici
 - Potenziamento Artistico
 - Travis Scott



Particolari

del

volto



RITRATTO